
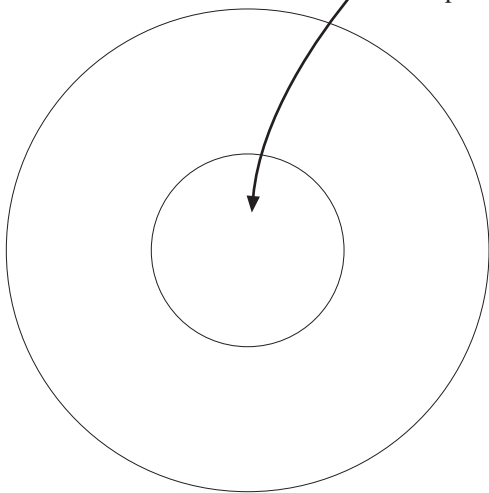



engine centering rings



ribs span enginetube/body tube area for added engine mount strength



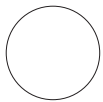
use scrap for shock cord eyescrew




nose cone bulkheads inside shoulder

cut scrap foamcore to strengthen fin root edges

print on copy paper,
spray mount on 1/4"
foamcore, and cut out



escape tower nose



capsule/reduction adaptor bulkhead